

## A quick "how-to" for the QKR app... For Phone or Tablet...

Locate and download the QKR app from where ever you usually obtain your apps - Apple App Store or Google Play, etc.

Register and sign up with your email address.

Add name, create password.

Add a payment card - credit or debit. *This may be done later, so you can still have a look at the app and menus.*

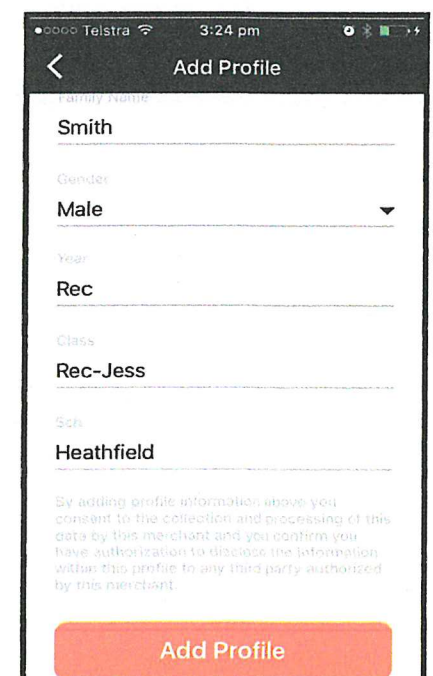


Find our school, Heathfield Primary.

If you are nearby it will appear in "Nearby Locations". If not, search for Heathfield Primary.

Add your first student's profile.

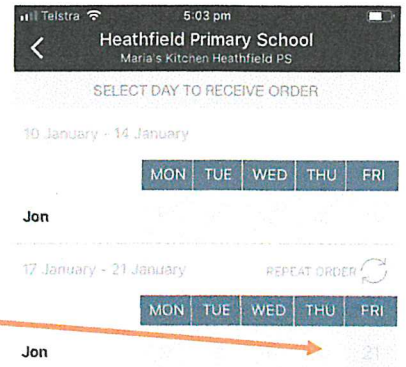
Add your Student profile/s. ( Name, year, class teacher)

You can add additional students by clicking on the Profiles tab once you have entered the first student.



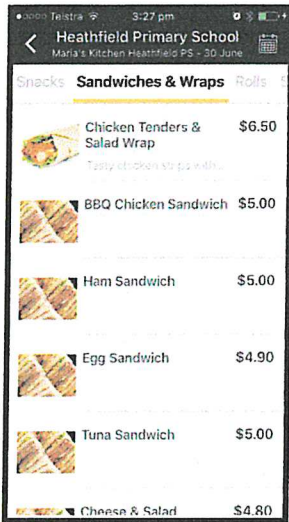
## Next.....

Click on Maria's Kitchen Heathfield PS to enter menus.



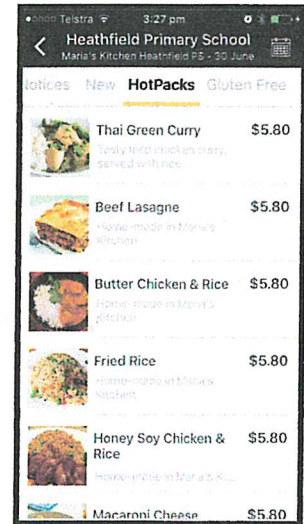
Select an available day to receive lunch (shaded day).

Friday lunches at Heathfield.



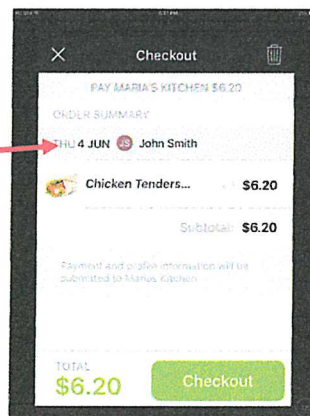
Scroll left/right, up/down to explore Menu

Select items, add to cart.

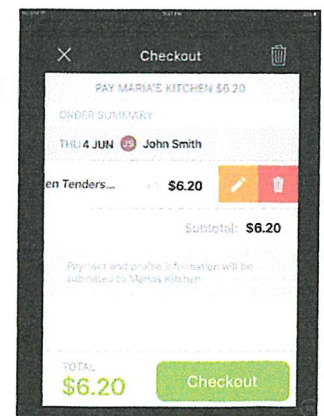


Check your order summary.....

...this is expected delivery date



Swipe left to edit or cancel items if you need.



Proceed to Checkout.

Add a payment card if you have not already done so. You will only have to do this once. You may add additional cards if you wish.

You will receive a receipt which is stored in "Activity" or in the drop-down menu under "My Receipts". You may choose to have it emailed to you also.

Please check this receipt. It confirms the order and payment, and delivery date.

**\*\* Please note—the cut off time for ordering is 4.00pm the afternoon prior \*\***