

2023 annual report to the Community

Heathfield Primary School

Heathfield Primary School number: 176

Partnership: Mount Lofty



School principal:

Luke Kenny

Signature

Date of endorsement:

13/02/2024



Government
of South Australia
Department for Education

Governing Council Report

As we reflect on 2023, and personally my third year with HPS GC, I continue to be grateful that we are part of such a close and supportive community of staff, students, and families.

With wonderful new faces in 2023, GC stayed connected as a team by maintaining our regular meetings and correspondence throughout the year. Our most noteworthy achievement is to have now officially commenced the process for HPS to have its own Out of School Hours Care (OSCH) program which we hope will be taking students in late 2024. We are beyond thrilled, as we know this has been of great interest to our HPS families!! We continue to collate and apply for appropriate Grants and Community Engagement opportunities. Please let us know if this is something you may be able to support us with.

GC decided to amalgamate our Sub-Committees into two groups in 2023 to Grounds and Community Engagement/Fundraising. It allowed GC to work much closer and focus on only a couple events this year. And, it really paid off with Movie Night and Bonfire Night!! The food (those soups mmmm), the warmth, the beanies, the beanbags, and the company!! GC Members were really proud of these events and we had so much positive feedback with reminiscent feelings of the 'old days;' aka pre-covid. Thank you to all those who helped to make those nights so memorable - we can't wait to make them regular HPS events.

Our now annual Parent Hang/Catch-Up on Disco night has become one of my personal favourite events. Not only a joy to watch the students and teachers have fun, but a meaningful way for caregivers to get-together, share stories, compare notes, as well as an opportunity to welcome new families to our community. Additionally, in an attempt to meet and mingle with new and existing families, GC organised some play-date opportunities throughout some of the school-holidays. If you're keen to engage in these, please let a GC Member know

I will be handing over the Chair reins in 2024. It's been a joy and a privilege to have met and collaborated with so many of you over the past few years!! I wish the new Chair and GC Committee all the best for 2024 – I can't wait to see all that you achieve.

With deepest thanks,

Isabelle Danforth-Smith – Chair

Context Statement

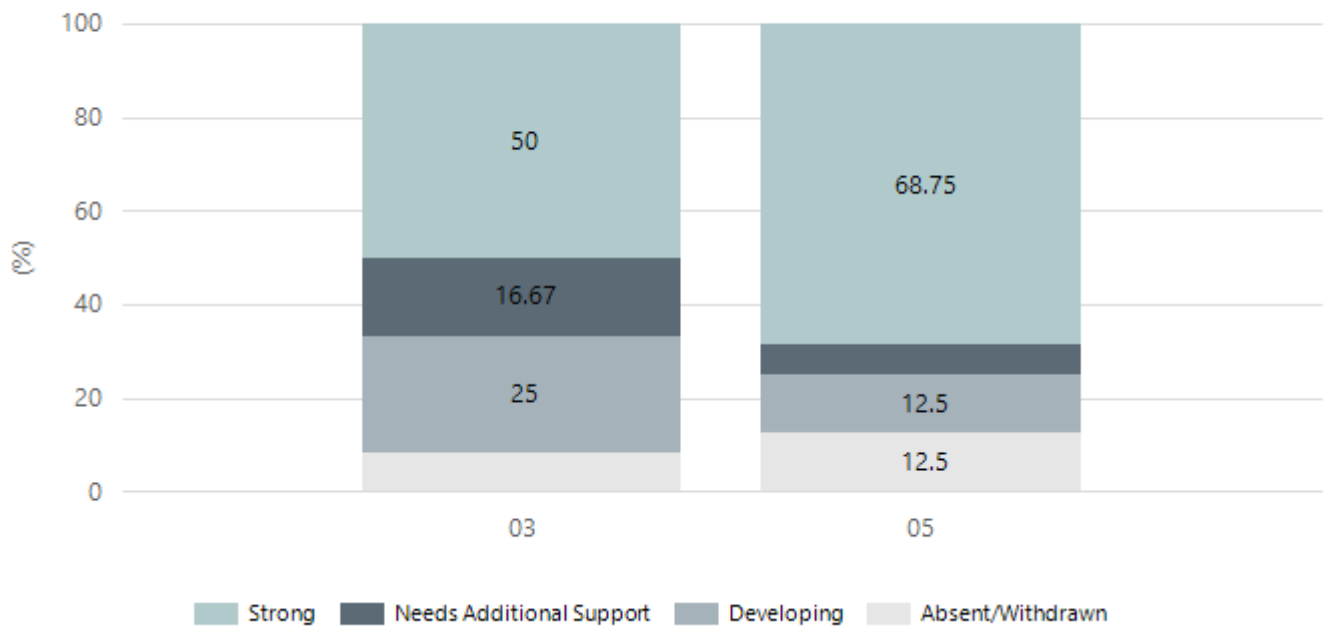
Heathfield Primary School caters for students from R-6. At the time of this report, the enrolment in 2023 is 120. Heathfield Primary School is classified as Category 7 on the Department for Education Index of Educational Disadvantage. At the time of this report, the school population includes 3% Aboriginal students, 2% students with disabilities, 1% children/young people in care. Further information about the school is available on the school's website (including its context statement), as well as the My School website.

Performance Summary

NAPLAN Proficiency

In 2023, the Australian Curriculum, Assessment and Reporting Authority (ACARA) - a Commonwealth Independent statutory authority - announced changes to NAPLAN performance reporting. This new way of reporting by ACARA that NAPLAN results from 2023 will not be comparable to previous years. The new approach replaces the previous numerical NAPLAN bands and the national minimum standard.

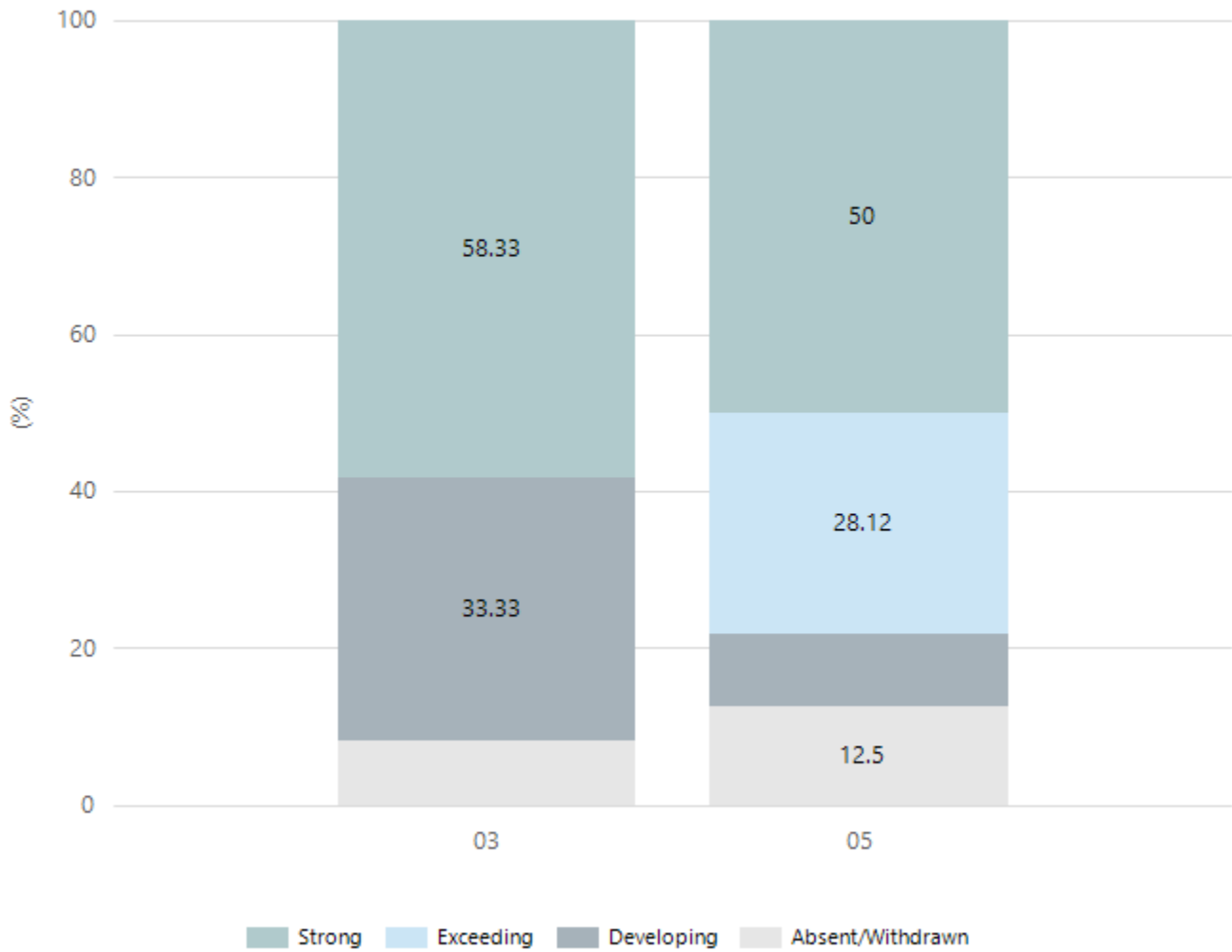
Numeracy



Year Level	03	05
Strong	6	22
Developing	3	4
Needs Additional Support	2	2
Absent/Withdrawn	1	4
Total	12	32

Data Source: Department for Education Assessment Data Holdings, 2023. When there are less than six students in a cohort, no data is supplied.

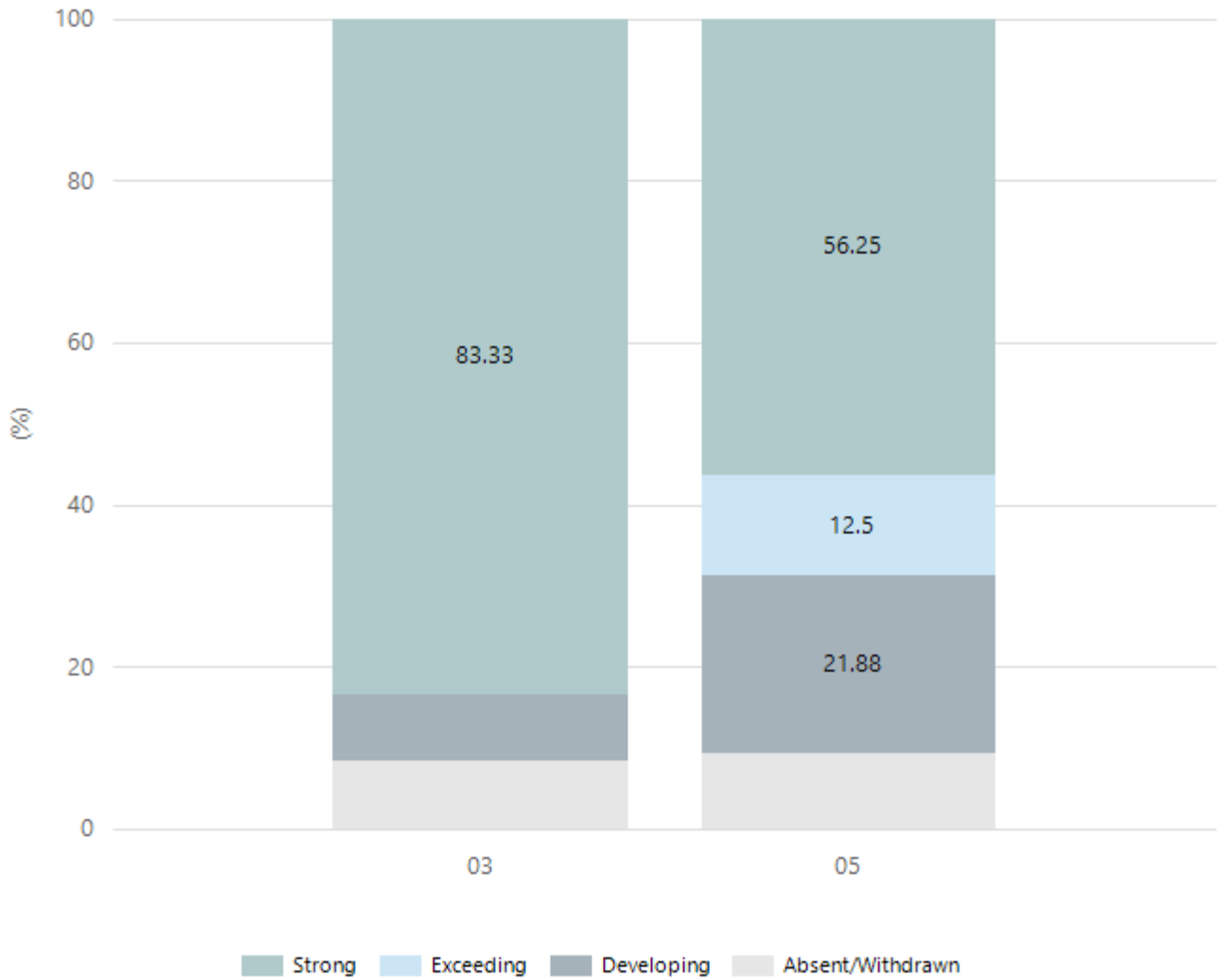
Reading



Year Level	03	05
Strong	7	16
Absent/Withdrawn	1	4
Exceeding		9
Developing	4	3
Total	12	32

Data Source: Department for Education Assessment Data Holdings, 2023. When there are less than six students in a cohort, no data is supplied.

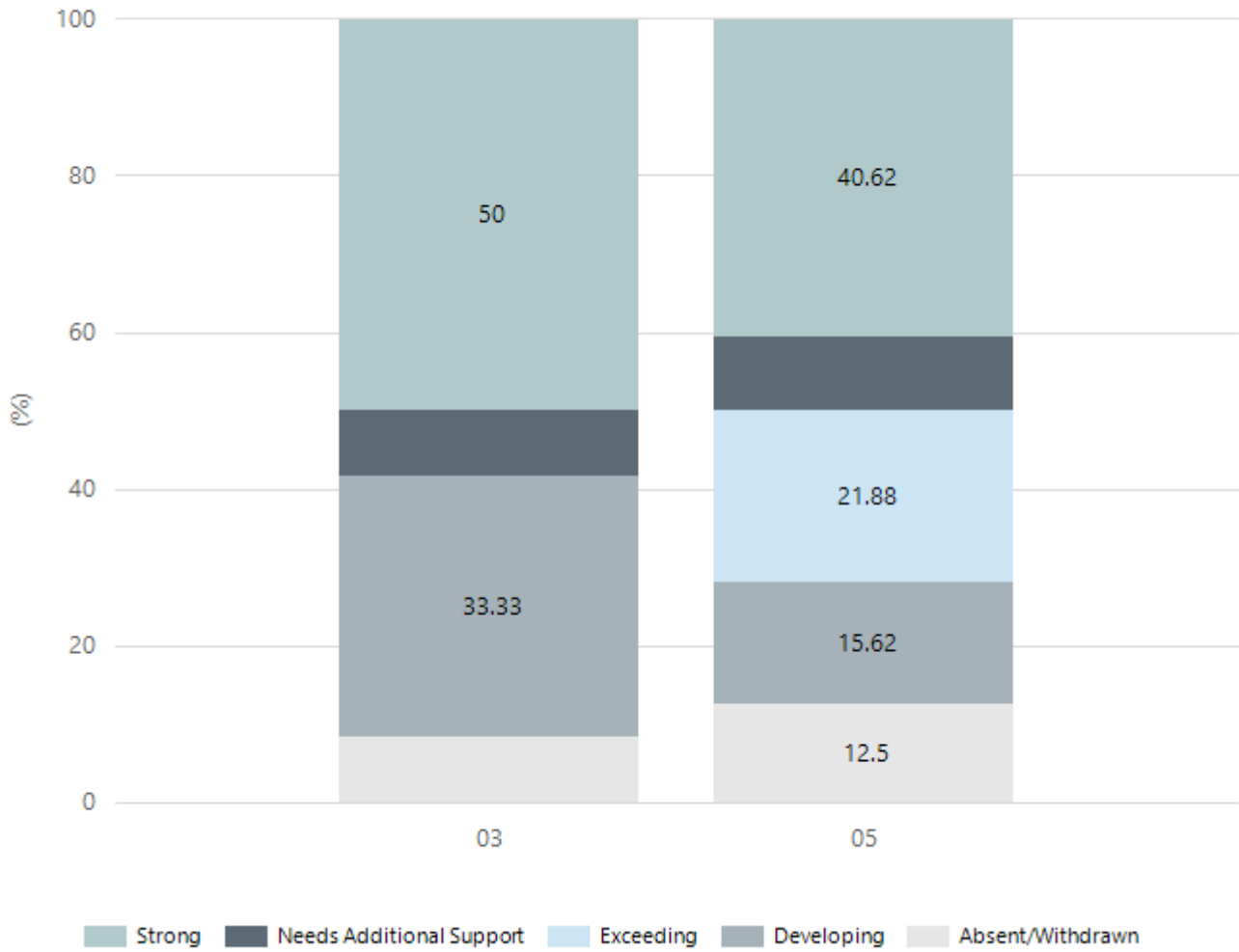
Writing



Year Level	03	05
Strong	10	18
Developing	1	7
Absent/Withdrawn	1	3
Exceeding		4
Total	12	32

Data Source: Department for Education Assessment Data Holdings, 2023. When there are less than six students in a cohort, no data is supplied.

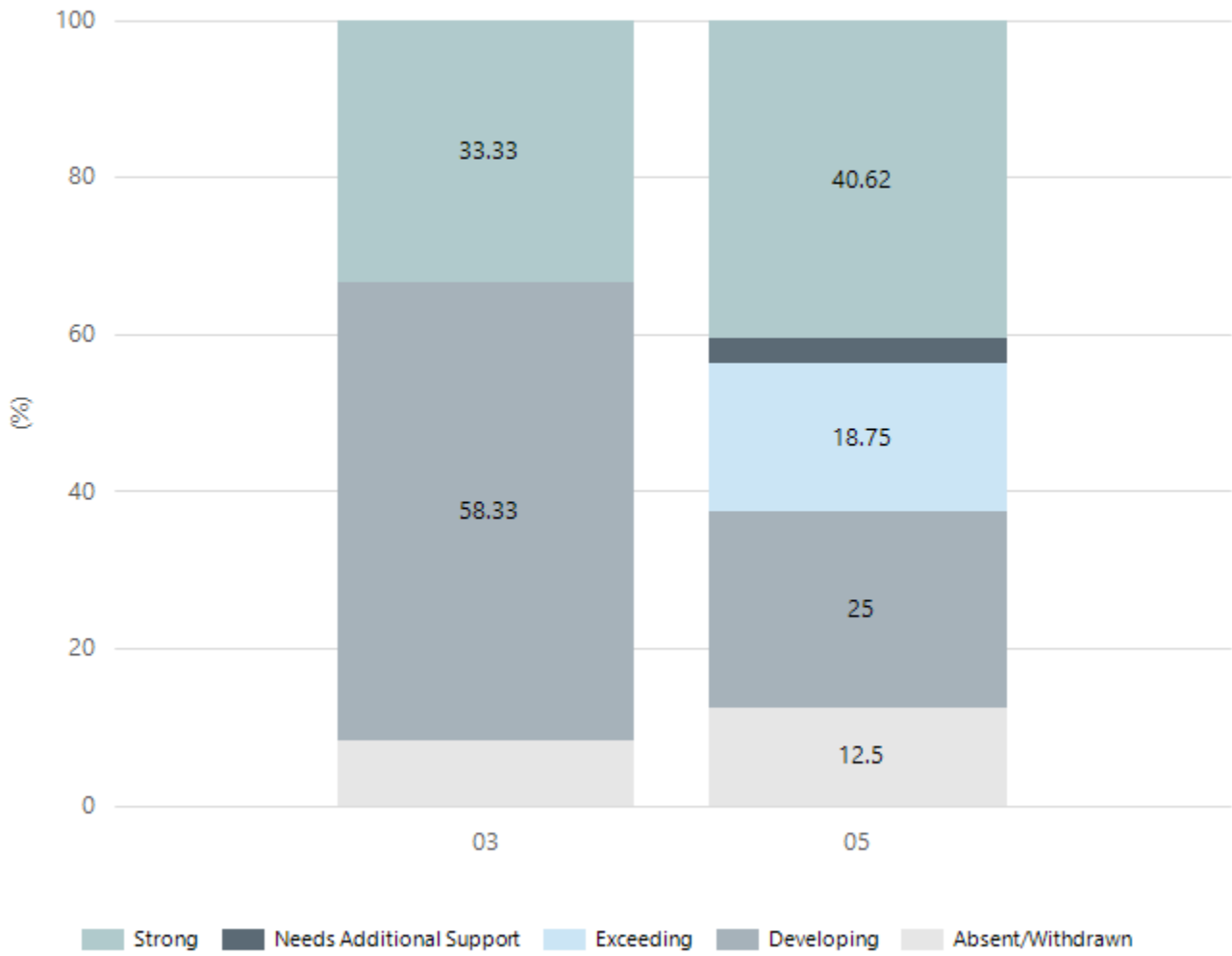
Grammar



Year Level	03	05
Strong	6	13
Developing	4	5
Needs Additional Support	1	3
Absent/Withdrawn	1	4
Exceeding		7
Total	12	32

Data Source: Department for Education Assessment Data Holdings, 2023. When there are less than six students in a cohort, no data is supplied.

Spelling



Year Level	03	05
Strong	4	13
Absent/Withdrawn	1	4
Exceeding		6
Developing	7	8
Needs Additional Support		1
Total	12	32

Data Source: Department for Education Assessment Data Holdings, 2023. When there are less than six students in a cohort, no data is supplied.

School Attendance

Year Level	2021	2022	2023
Reception	93.3%	86.9%	92.2%
Year 01	87.7%	92.7%	81.8%
Year 02	89.7%	91.6%	87.7%
Year 03	89.7%	88.1%	87.8%
Year 04	93.8%	88.0%	90.0%
Year 05	94.8%	88.8%	83.6%
Year 06	90.4%	90.1%	89.3%
Year 07	94.0%		
Total	91.7%	89.5%	87.5%

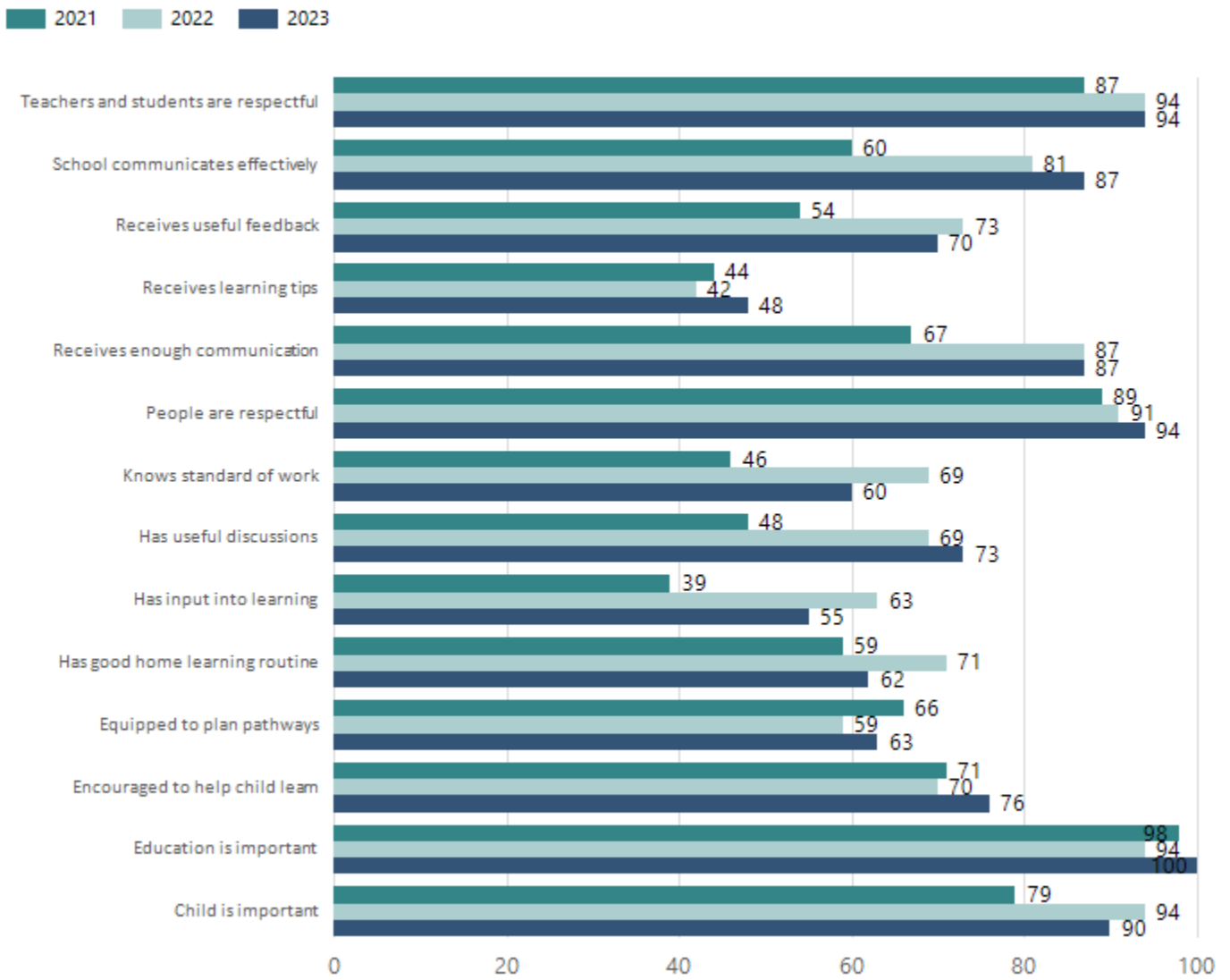
Data Source: Department for Education Attendance Data, Semester 1 Report 2023. A blank cell indicates there were no students enrolled. 'Primary Other' includes students enrolled in specialised education options. 'Secondary Other' includes students who have already spent a year at Year 12 and elected to undertake further study at Year 12.

Attendance Comment

In South Australia, all children and young people must be in school from 6 years to 16 years old. They must attend a government or non-government school full time. From age 16 to 17 however, young people must attend school or an approved learning program (such as an apprenticeship, traineeship, accredited course or university). Schools and parents must encourage and support students to come to school every day. Parents and caregivers must make sure their child is enrolled in a school, and attends school all day and everyday it is open, unless a child is sick or has an approved exemption. Teachers and leaders actively follow up when a student misses school, including recording all absences and non-attendance. All schools in South Australia have local attendance procedures governed under the Education and Children's Services Regulations 2020.

Parent Opinion Survey Results

Proportion of agree/strongly agree response(%)



Data Source: 2023 Department for Education Parent Opinions Survey, Term 3 2023.

Intended Destination

Leave Reason	Number	%
OV - LEFT SA FOR OVERSEAS	3	30.0%
TG - TRANSFERRED TO SA GOVERNMENT SCHOOL	1	10.0%
U - UNKNOWN	6	60.0%

Data Source: Department for Education Destination Data Report, 2023. Data extract term 3 2023. Data shows recorded destinations for students that left the school in the previous year. Data is uploaded by schools in term 3 and may not reflect final or total figures at time of report creation.

Highest Qualifications held by the teaching workforce and workforce composition

All teachers at this school are qualified and registered with the SA Teachers Registration Board.

Qualification Level	Number of Qualifications
Bachelor's degrees or Diplomas	10
Postgraduate Qualifications	3

Data Source: Data extracted from Mandatory Workforce Information Collections as on the last pay date of June 2023. As self-reported by staff in the system.

Please note: Data includes staff who are Actively employed and on extended paid leave. Please note only the highest qualification of the Teaching staff is reported. Excludes any number of other certifications earned.

Workforce composition including indigenous staff

	Teaching Staff		Non-Teaching Staff	
	Indigenous	Non-Indigenous	Indigenous	Non-Indigenous
Full-Time Equivalents	0.0	9.7	0.0	4.8
Persons	0.0	14.0	0.0	8.0

Data Source: Data extracted from Mandatory Workforce Information Collection as on the last pay date of June 2023.

Please note: Data includes staff who are actively employed and on extended paid leave. "Indigenous category" is self-reported by staff in the system.

Financial Statement

Funding Source	Amount
Grants: State	1,500,458.60
Grants: Commonwealth	7,000.00
Parent Contributions	33,165.00
Fund Raising	12,180.00
Other	17.50

Data Source: School supplied data.